

LOCKERS

serie 10

— By Actiu —



LO
CK
ERS

Melamine **lockers** are suitable for any space. They stand out for their elegance and robustness. Due to their aesthetic, they are widely used in changing rooms, premises, offices, corridors or visiting areas, institutions, offices, etc.

The different fronts, finishes and locking systems allow for varied and multipurpose configurations for use in any space.



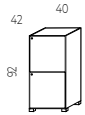
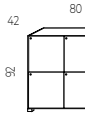
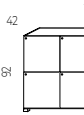
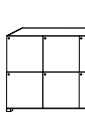
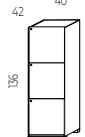
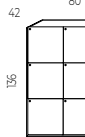
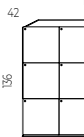

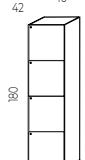
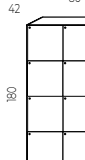
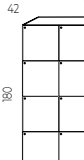

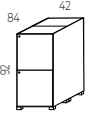
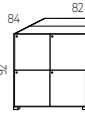
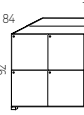
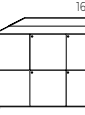
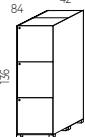



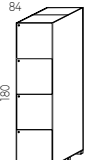



ACTIU

www.actiu.com

Design goes beyond aesthetics: innovation, space and furniture go hand in hand to create environments that are friendlier, more comfortable and more motivating for people: environments that are more dynamic, fresh, creative, ergonomic and functional.

A business philosophy in which design is part of our DNA, as we apply it to every facet of the company: products, architecture, projects, brand, communication, work spaces ...

LOCKERS

Model	Lockers - Serie 10				
Technical features	<ul style="list-style-type: none"> • Body: <ul style="list-style-type: none"> • Melamine sides, 16 mm thick. • Central sides in 30 mm thick melamine. • Lower part (base) in 16 mm thick melamine • 19 mm thick melamine fixed intermediate dividers/grids. • 19 mm thick melamine cover. • 16 mm thick melamine rear panel. • Fittings for joining modules. • Floor fixing system. • Front panels: <ul style="list-style-type: none"> • HINGED DOORS <ul style="list-style-type: none"> • Door with hinges: 16 mm thick melamine door (in black melamine the thickness will be 19 mm); hinges with a damping system of two pistons with silicone oil, adjustable and integrated in the cup; cylinder lock or security lock by combination. • Door with hinges with little letterbox: 16 mm thick melamine door (19 mm thick for black melamine) with a little letterbox; hinges with a two-piston damping system with silicone oil, adjustable and integrated in the cup; cylinder lock or security lock for each combination. • Door with hinges with complete letterbox: 16 mm thick melamine door (in black melamine the thickness will be 19 mm) with complete letterbox; hinges with a two-piston damping system with silicone oil, adjustable and integrated in the bowl; cylinder lock or security lock by combination. • DRAWER (can only be placed in the lower row of the locker) <ul style="list-style-type: none"> • Extractable drawer: 16 mm thick melamine front (in black melamine the thickness will be 19 mm); 0.8 mm thick sheet metal tray; ball bearing sliding guides; zamak surface handle; cylinder lock or combination lock. • Extractable drawer with little letterbox: 16 mm thick melamine front (19 mm thick for black melamine); 0.8 mm thick sheet metal tray; sliding ball slides; cylinder lock or security lock for combination. • Extractable drawer with complete letterbox: 16 mm thick melamine front (19 mm thick for black melamine); 0.8 mm thick sheet metal tray; sliding ball slides; cylinder lock or security lock for combination. • LOCKS <ul style="list-style-type: none"> • 2 models of locks : <ul style="list-style-type: none"> • Bombín with opening and closing position • Security lock with 4-digit combination. • Intermediate shelves (optional): <ul style="list-style-type: none"> • 16 mm thick mobile melamine shelves. Shelf adjustment in 2 different positions. • Side trims: <ul style="list-style-type: none"> • 10 mm thick side trims for 2 sided module. 				
Supports	<ul style="list-style-type: none"> • Anti humidity feet with levellers. 4 levelers. Inner easy access. 				
Dimensions	LOCKERS S10 - 1-SIDED MODULE				
	Total dimensions: Height: 920 mm Width: 400 to 1600 mm Depth: 420 mm				
	Total dimensions: Height: 1360 mm Width: 400 to 1600 mm Depth: 420 mm				
	Total dimensions: Height: 1800 mm Width: 400 to 1600 mm Depth: 420 mm				
	LOCKERS S10 - 2-SIDED MODULE				
	Total dimensions: Height: 920 mm Width: 420 to 1660 mm Depth: 840 mm				
	Total dimensions: Height: 1360 mm Width: 420 to 1660 mm Depth: 840 mm				
	Total dimensions: Height: 1800 mm Width: 420 to 1660 mm Depth: 840 mm				

RANGE OF FINISHES

SINGLE-COLOUR MODEL



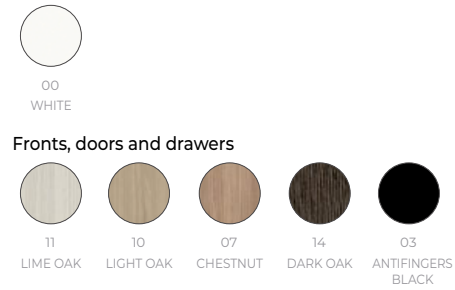
Cover, base, sides, centres, intermediate fixed shelves, back and front



BICOLOR MODEL



Cover, base, sides, centres, intermediate, rear and fixed shelves



FRONT MODELS

DOORS



Door with hinges Door with hinges with little letterbox Door with hinges with complete letterbox

DOORS + DRAWERS (Can only be placed in the lower row of the locker)



Door with hinges Door with hinges with little letterbox Door with hinges with complete letterbox



Extractable drawer with handle Extractable drawer with little letterbox Extractable drawer with complete letterbox

LOCKS (Including keys)



Cylinder with opening and closing positioning



Security lock with 4-digit combination



For other types of manual or digital locks, please consult the Sales Department.

MODELS FOR PROJECTS

For those projects that require different combinations or finishes than those offered in this price list, please consult the Sales Department.



Standards

The LOCKERS - S10 has passed tests done in our technical department as well as the tests done in AIDIMA the Technological Institute for furniture. The tests correspond to:

Standard	Description

Certificates

The different programmes get points in different environmental categories to get the LEED certificate or WELL certificate (sustainability, material and resources, water, energy and atmosphere, inner environment quality, innovation and design).

